

# Access Your Teacher Account via Email Invitation






This tutorial provides steps to access the teacher account through an invitation sent to you by email. Use this new account instead of any demo access you may have received with a demo login.

**Check your email account** for the invitation to create your teacher account. **Click the link** to accept the invitation.




**Fill out the form.**

ARV School has invited you to use ELEteca. Fill in the form to complete your account.

First name	
Last name	
email	
Password	
Password confirmation	

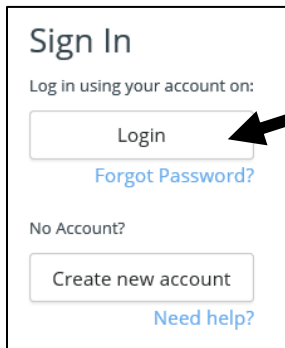
Create your account

I already have an account

 Login

Go to **ELEteca**: <https://cambridgespanish.edinumen.es>

Select **Log in**.



Sign In

Log in using your account on:

Login

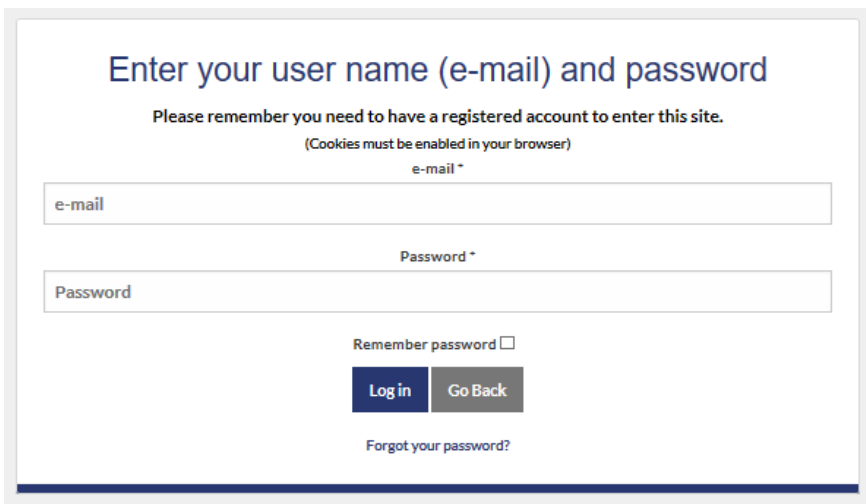
[Forgot Password?](#)

No Account?

Create new account

[Need help?](#)

Enter the email/Username and Password you provided. Then click **Log In**.



Enter your user name (e-mail) and password

Please remember you need to have a registered account to enter this site.  
(Cookies must be enabled in your browser)

e-mail \*

e-mail

Password \*

Password

Remember password

Log in Go Back

[Forgot your password?](#)

After logging in, you will be able to access all teacher and associated student materials purchased.

## Questions about...

**Need additional help?** Please go to <https://edinumen.es/ele-help>

**Schedule a Training?** To schedule a training, please fill out this [form](https://goo.gl/forms/ngo2G5mDRWeaB9c93)  
(<https://goo.gl/forms/ngo2G5mDRWeaB9c93>)

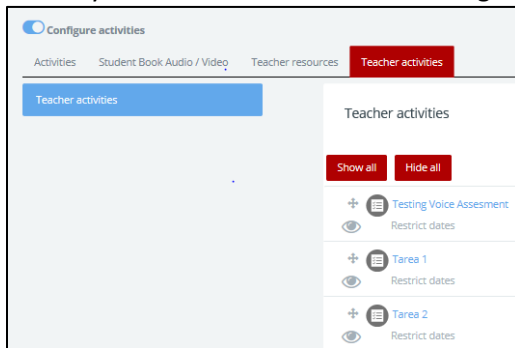
**Authentic resources?** Please visit the Pinterest pages for Cambridge Spanish: [www.pinterest.com/cambridgeesp](http://www.pinterest.com/cambridgeesp)

**Other questions?** Contact your [K-12 Language Specialist](http://www.cambridge.org/gb/education/find-your-sales-consultant/united-states) (<http://www.cambridge.org/gb/education/find-your-sales-consultant/united-states>)  
or your [Higher Ed Language Specialist](http://www.cambridge.org/gb/cambridgeenglish/contact/united-states?contact-type=Sales+Representative#contact-data) (<http://www.cambridge.org/gb/cambridgeenglish/contact/united-states?contact-type=Sales+Representative#contact-data>)

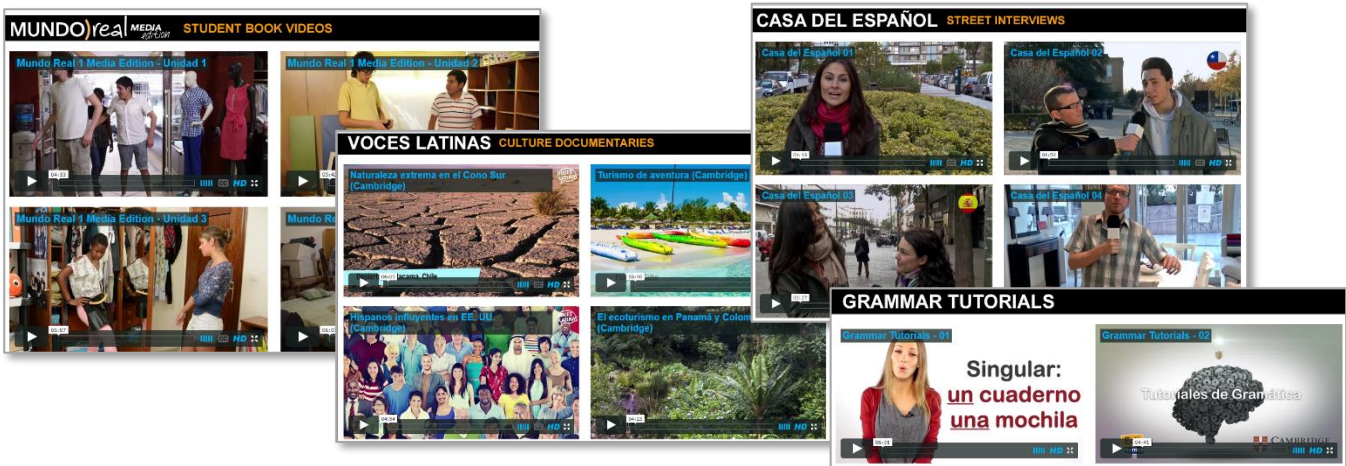
In today's classroom, it is more important than ever for students to develop digital fluency. The digital resources offered with Cambridge Spanish allow students to engage with Spanish in the same multifaceted manner they engage with the world outside the classroom.

With your teacher account you can

1. Assign and manage content for specific classes and access or export the respective gradebooks
2. See all student activities with an overview of the interactions your students had on an activity including time-on-task
3. Provide a creative learning experience through *La Pasantía*, an interactive game at the end of each unit
4. Access to a wealth of digital resources to help enhance teaching and managing your classroom, including
  - Ready-made assessments, test item banks, and Integrated Performance Assessments
  - Additional teacher support including projectable eBooks, lesson plans, answer keys, scripts, photocopiable extension activities, and more
5. Create your own activities to share and grade online



6. Communicate with the students enrolled in your classes
7. Access the accompanying audio and video for every unit
  - **¡Acción!** – a video series aligned to every unit
  - **Voces Latinas** – cultural video segments
  - **Grammar Tutorials** – reinforce difficult skills
  - **Casa del Español** – authentic street interviews that target grammar and vocabulary



In ELEteca, students can

1. See their grades and monitor their own progress
2. Receive assignments, messages, and notifications from teachers
3. Enhance their learning in each unit through online practice provided by the program or created by their teacher
4. Play the games and activities connected to *La Pasantía*
5. Access the accompanying audio and video for every unit